



**GU Sustainability Week | 20<sup>th</sup> -24<sup>th</sup> October 2024 | Gulf University -Bahrain**

## **5-Days Activity DATA & STATISTICS**

The “Sustainability Week” organized by Gulf University, Kingdom of Bahrain 20<sup>th</sup> -24<sup>th</sup> October 2024 was a vocal to promote sustainable practices as adopted by UN's 17SDGs. The event involved students, faculty, staff, industry partners and experts, government representatives, and individuals representing community in activities and initiatives that engaged to strengthen environmental, social, and economic sustainability. The principal objective of the event is to raise awareness about sustainability issues, engage community including government, promote sustainable practices and choices, and track key indicators pertaining to sustainability. These objectives will be achieved through a series of panel discussions, workshops, exhibitions, on-campus hands-on activities, off-campus goings-on, reflected in impacts on awareness and ability to assimilate sustainability in every daily life. Overall, the Sustainability Week 2024, as first edition, was aimed to inspire, educate, and empower participants to take meaningful action towards a lifelong sustainable future, and by bringing together the government, industry, academic institutions, and community leaders the event impact the sustainability practices and contribute to Bahrain's overall progress towards achieving better ranking of all 17SDGs adopted by UN in 2015.

Accordingly, the following is a representation of the gathered statistical information, showing range of graphical, numerical and analytical data, indicating respectively a Summary of Activities by Type, GUSW Activity Statistics Classified by SDG, Detailed Breakdown of Presentations, Workshops, and Other Activities, Notable Participants and Key Contributors supported by range of relevant Graphs & Tables data summary.



## Detailed Statistics for the GUSW:

### 1. Summary of Activities by Type

This section provides an overview of all activities conducted during the Sustainability Week, broken down by type and specific examples.

GUSW Activity Type	Count	Topic/Scope
Workshops	10	Energy Conservation, Recycling & Waste Management, Nutrition, Digital Solutions, Clean Energy
Panel Discussions	7	Climate Action, Biodiversity, Circular Economy, Urban Planning
Presentations	5	SDG Overview, Climate Change, Smart Mobility, Urban Design
Training Sessions	3	“AI & Metaversity for Sustainable Development” Workshop, ESG Engagement, Smart Cities
Interactive Sessions	4	Marine Conservation Awareness, SDG Exploration, Tree Planting, Community Wellness
Induction Events	2	Sustainability Club Formation, Campus Clean-Up Challenge
Competitions	2	SDG Quiz, Best Innovative Research/Project Competition
Community Engagement Activities	5	Farmers Market, Potluck Lunch, Tree Planting, On-Campus Clean-Up, Donation Drives
Key Speakers/Panelists	20+	Including representatives from Ministries, KPMG Bahrain, UNIC, Bahrain Science Center

**Table 1:** GUSW Activities Count



## 2. GUSW Activity Statistics Classified by SDG

The following table shows the count of activities linked to each specific SDG, highlighting the University's commitment to promoting various sustainability goals.

SDG	Activity Count
SDG 4	33
SDG 12	22
SDG 17	20
SDG 15	16
SDG 11	15
SDG 13	12
SDG 3	10
SDG 7	10
SDG 2	5
SDG 9	5
SDG 14	4

Table 2: GUSW linkage to SDGs

## 3. Detailed Breakdown of Presentations, Workshops, and Other Activities

This section provides a detailed list of all specific activities, including presentations, workshops, and interactive sessions, held over the 5-day event. Each activity's focus, SDG alignment, and notable participants are listed where applicable.



### **Presentations**

- Total Count: 5
- - Overview of the 17 SDGs and their significance
- - Sustainable Development and Community Engagement
- - Digital Transformation and Smart Urban Planning
- - Climate Change and Sustainable Practices
- - Green Architecture and Urban Design

### **Workshops**

- Total Count: 10
- - Energy Conservation and Campus-Wide Energy Audit
- - Recycling, Waste Management, and Composting
- - Nutrition and Sustainable Diets
- - Clean Energy and Sustainable Infrastructure
- - AI & Metaversity for Sustainable Development
- - Circular Economy and Upcycling
- - Mental Health and Wellness
- - Smart Solutions for Sustainable Cities
- - SDGs, ESG & Community Engagement
- - Sustainable Agriculture and Food Waste Reduction

### **Panel Discussions**

- Total Count: 7
- - Climate Action and Individual Responsibilities
- - Partnerships for Sustainable Development
- - Circular Economy and Innovation
- - Biodiversity Conservation and Marine Protection
- - Urban Resilience and Smart Cities
- - Community Engagement in Sustainability
- - Sustainable Cities and Green Architecture



### Interactive Sessions & Community Engagement

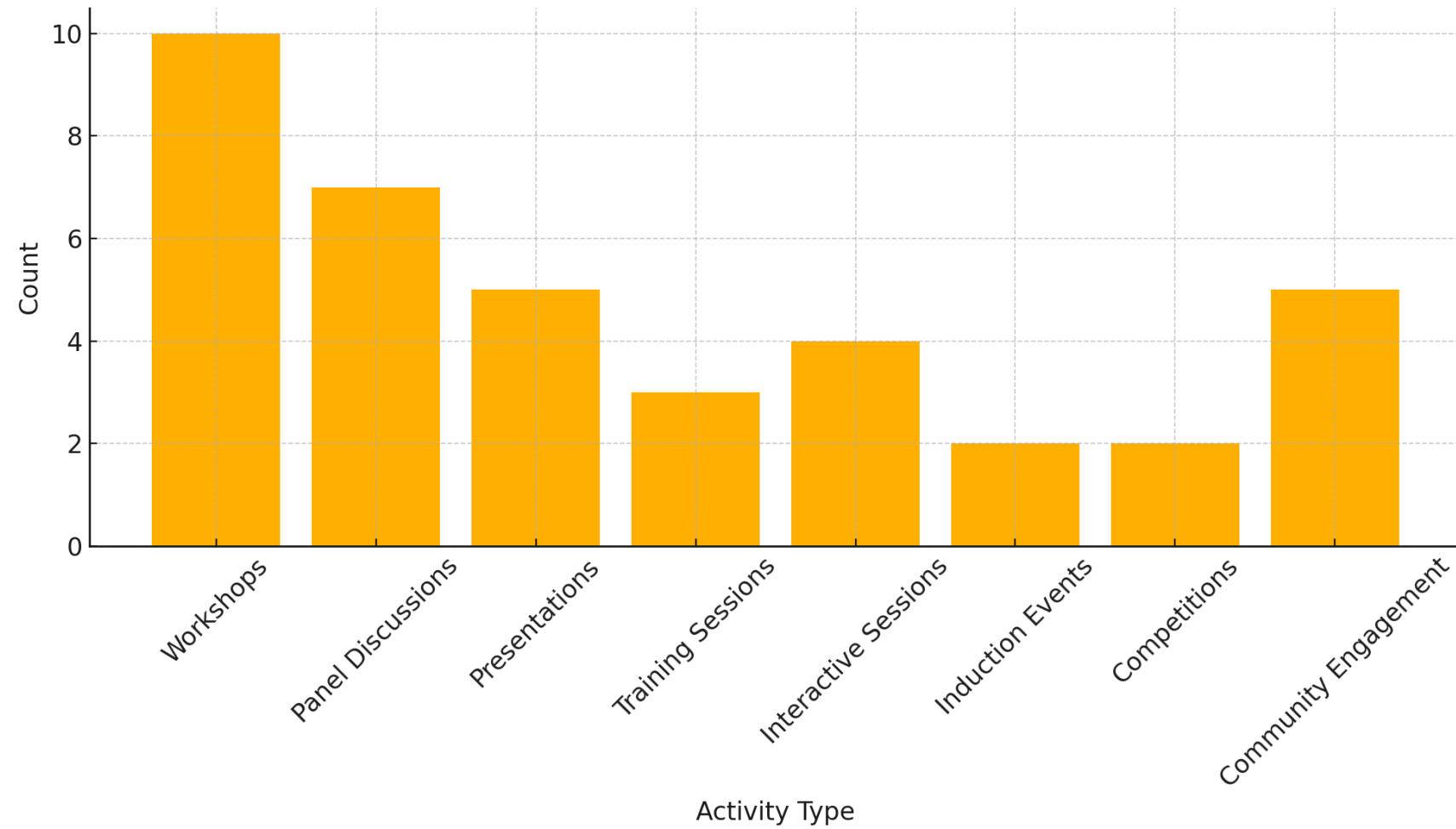
- Total Count: 8
- - Marine Conservation Trip and Awareness
- - SDG Exploration Session
- - Tree Planting Activity
- - Campus Clean-Up Challenge
- - Community Potluck Lunch with Local Foods
- - Farmers Market on Campus
- - Clothing Swap and Donation Drive
- - The SDGs Big Quiz Competition

### 4. Notable Participants and Key Contributors

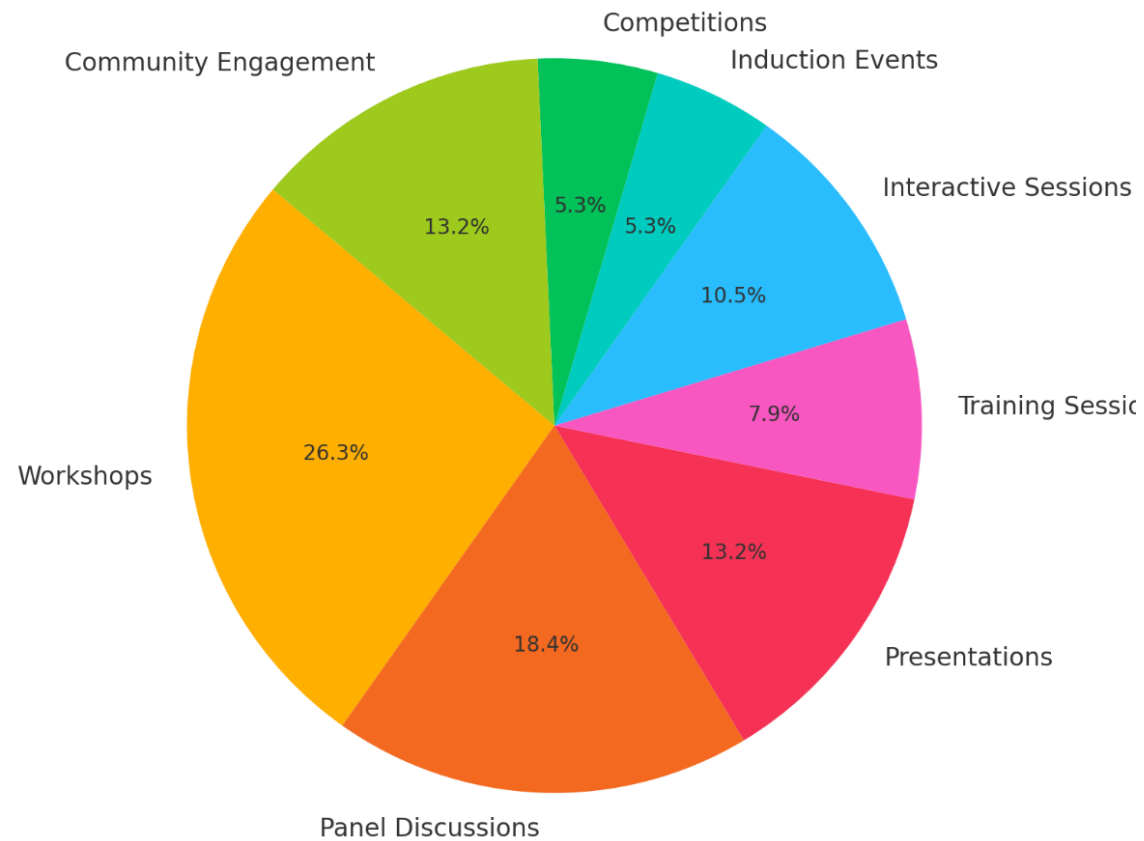
A diverse group of speakers, panelists, and workshop leaders contributed to the success of the event. Here are some of the key participants from various sectors, including government, private companies, and non-governmental organizations.

- - Ministry of Health, Ministry of Works, Ministry of Youth Affairs, Ministry of Municipalities Affairs and Agriculture, Ministry of Industry and Commerce, Ministry of Housing and Urban Planning.
- - Supreme Council for Environment
- - Innova Green, KPMG Bahrain, Bahrain Science Center
- - UN Information Center (UNIC) representative
- - Local NGOs focused on sustainability and community welfare

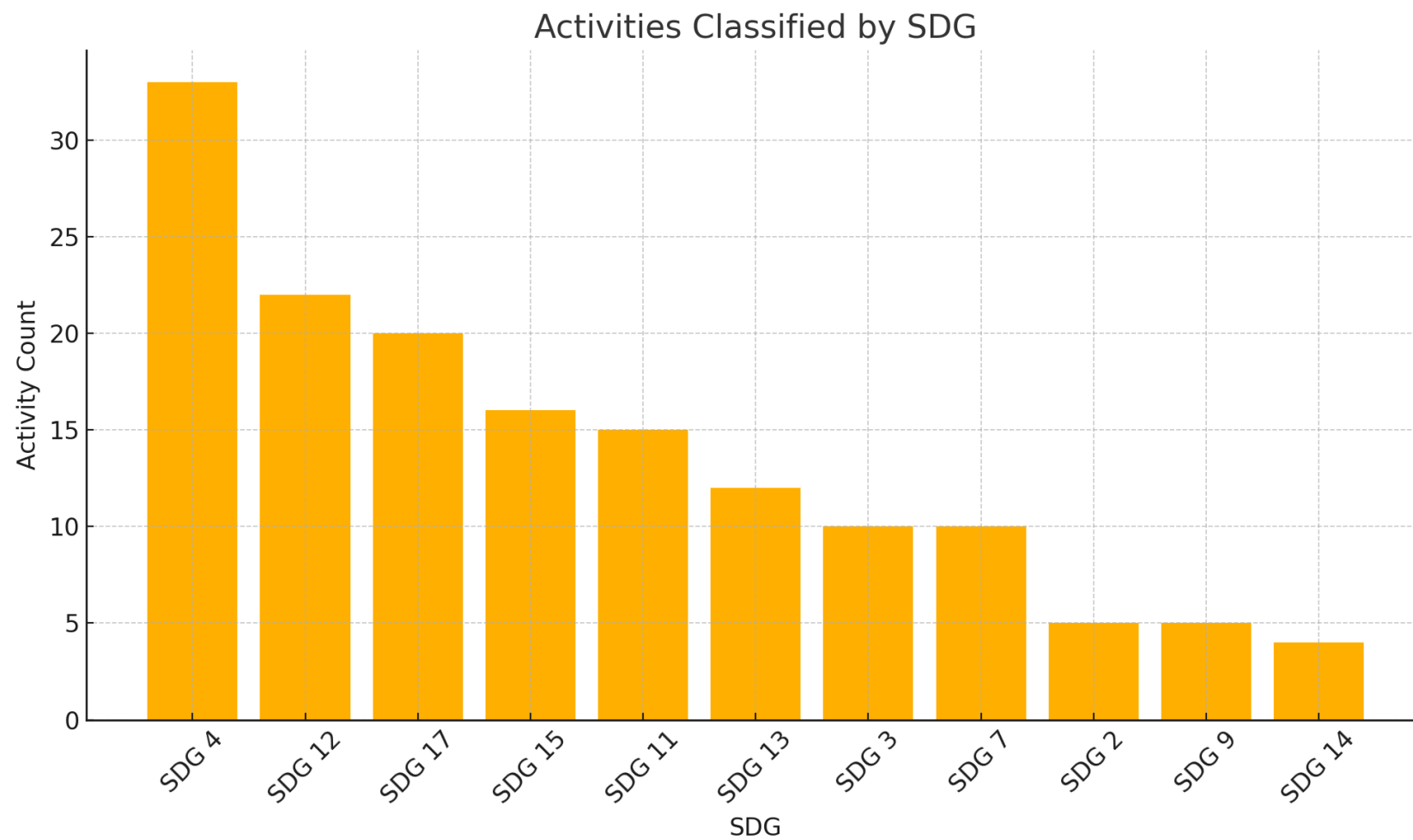
### 5. Graphs & Tables data summary:



**Figure 1:** Summary of Activities by Type

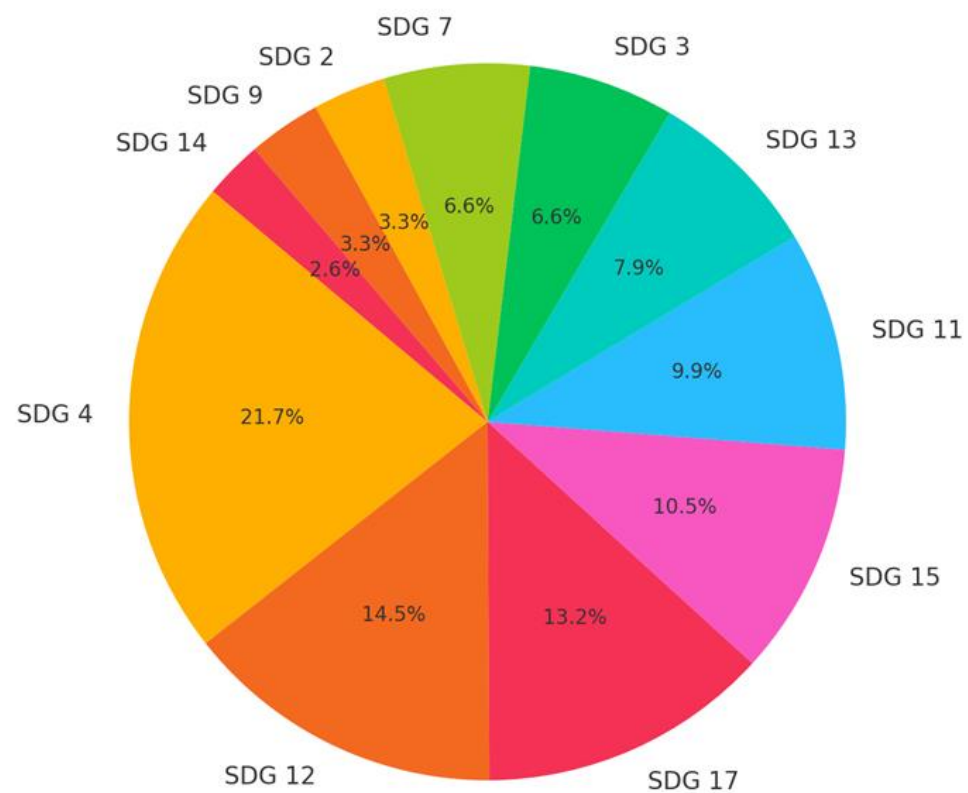


**Figure 2:** Achieved Activities by Type/ Percentage



**Figure 3:** Activities Classified by SDGs





**Figure 4:** SDGs Achievement Percentage by GUSW Designed Activities



**GU Sustainability Week | 20<sup>th</sup> -24<sup>th</sup> October 2024**



**Sustainability  
and Development  
Makers Center**

Gulf University - Kingdom of Bahrain

Sustainability & Development Makers Center | Gulf University | November 2024.